

SINKS AND MIXER TAPS

QUALITY:

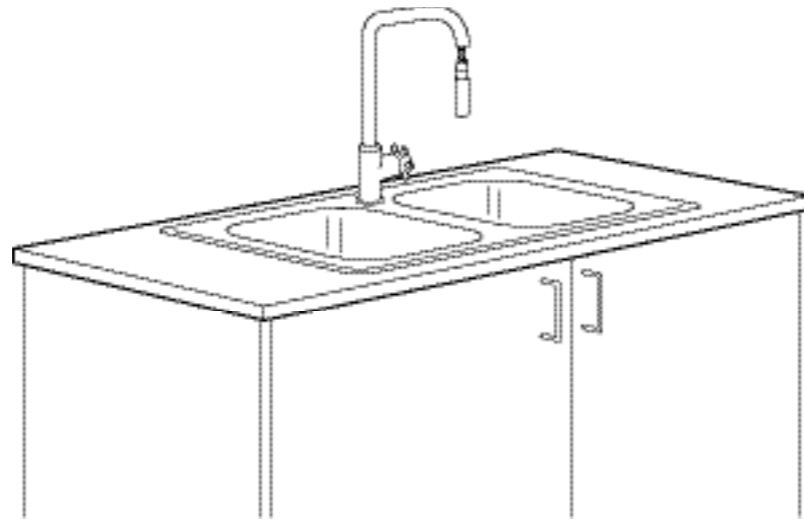
All our kitchen mixer taps comply with European standard EN817 (single-lever) or EN200 (dual control). The kitchen mixer tap can be used in high-pressure systems. Tested to manage a pressure of max. 10 bar (1000 kPa). Recommended working pressure: 1.0 - 5.0 bar (100 kPa - 500 kPa). Cartridge with hard, durable ceramic discs/seals; can withstand high friction that occurs when the discs interact to regulate water temperature. You can be confident that the kitchen mixer taps are made of materials that live up to the demands of the market. Should you ever need to change anything, we also stock spare parts. Contact your nearest IKEA store for more information.

CARE:

After each use, wipe the sink clean with a cloth or sponge dampened in water or a non-abrasive detergent, if necessary. Rinse the bowl with water and then wipe the sink with a dry cloth to avoid lime stains from dried-up water. You should also wipe up washing-up detergent or cleaner to avoid stains. Do not use scouring-powder, steel wool, hard or sharp tools which can scratch the stainless steel surface. For daily cleaning of your kitchen mixer tap, use a soft cloth dampened with water and a mild washing-up detergent or soap, if necessary. Never use scouring powder, steel wool or a detergent that is calcium-dissolving, sour or contains alcohol or an abrasive. Rinse with water and dry/polish with a clean dry cloth.

Read more in the care and advice instructions that comes with the product.

If you are uncertain about the installation, contact a professional. The installation shall be made in accordance with valid local building and plumbing regulations.



It is the sink and mixer tap that complete your kitchen. They should do more than contribute to the look and style of your kitchen; they should also make your work in the kitchen easier. With us, you never have to choose between form and function - we have a wide range with many combination possibilities. Everything in high-quality materials that have been tested and approved.

How will you use your sink? Do you need one or two bowls? If you wash a lot of dishes by hand, a sink with a drainer can be helpful to keep water off the worktop. Choose a sink with the drainer or a large bowl to the left or right to suit the space and the way you work. Then decide on the material - stainless steel or porcelain. Most of our sinks can also be completed with practical accessories like a chopping board and a rinsing basket. A smart way to free up space and get more room to work on.

A kitchen mixer tap should suit your needs and be able to cope with a lot. If you usually rinse off your dishes, a handspray or a pull-out spout will come in handy. And a high spout makes it easier to wash big pots. Consider whether you want a tap with a single-lever or dual control. Choose between different finishes e.g. chrome-plated brass or stainless steel colour. Both materials have a hard surface, which combined with durable ceramic discs/seals, contribute to a long life for your mixer tap.



ALL THE SINK UNITS AND PRICES

Prices include ATLANT strainer/water trap. (Note! This is packed and displayed separately.) Length x Depth x Height.

Choose from sink units in stainless steel (18/10), white porcelain. Sink units in stainless steel have a layer of material on the underside that helps to absorb and reduce sound. Many of our sinks are reversible - so you can position your sink to suit the workflow of your kitchen. Stainless steel sinks do not have predrilled holes, which gives you the chance to choose where you want your mixer tap. You can use FIXA 2-piece tool kit to make the hole.



LAGAN, EMSEN and BOHOLMEN sinks are designed to be inset into the worktop. This requires cutting out a hole in the worktop. Follow the instructions supplied for sawing and installation. The sinks are set into the worktop and secured in place using the special clamp fittings supplied.



LAGAN 1 bowl inset sink. Minimum cabinet width 50 cm. Stainless steel.
Ø45x15 cm 201.315.85 SR 149



EMSEN 1 large bowl inset sink. Minimum cabinet width 80 cm. Stainless steel.
80x52x21 cm 800.864.91 SR 695



BOHOLMEN 1 bowl inset sink. Minimum cabinet width 50 cm. Stainless steel.
48x50x18 cm 001.157.27 SR 275



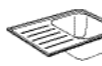
BOHOLMEN 1 bowl inset sink. Minimum cabinet width 60 cm. Stainless steel.
58x50x18 cm 601.315.88 SR 345




BOHOLMEN 1 1/2 bowl inset sink. Minimum cabinet width 80 cm. Stainless steel.
60x50x18 cm 901.142.19 SR 395



BOHOLMEN 2 bowl inset sink. Minimum cabinet width 80 cm. Stainless steel.
76.5x50x18 cm 501.142.21 SR 575



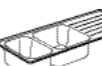
BOHOLMEN 1 bowl inset sink with drainer. Minimum cabinet width 50 cm. Stainless steel.
70x50x18 cm 201.157.26 SR 295



BOHOLMEN 1 bowl inset sink with drainer. Minimum cabinet width 60 cm. Stainless steel.
96x50x18 cm 801.157.28 SR 495



BOHOLMEN 1 1/2 bowl inset sink with drainer. Minimum cabinet width 60 cm. Stainless steel.
90x50x18 cm 101.142.18 SR 495



BOHOLMEN 2 bowl inset sink with drainer. Minimum cabinet width 80 cm. Stainless steel.
125x50x18 cm 701.142.20 SR 675



BOHOLMEN 1 bowl sink with drainer, left. Fits on top of 2 cabinet frames 60 cm wide. Stainless steel. Thickness 3.8 cm.
120x62 cm 801.225.64 SR 975



BOHOLMEN 1 bowl sink with drainer, right. Fits on top of 2 cabinet frames 60 cm wide. Stainless steel. Thickness 3.8 cm.
120x62 cm 501.225.65 SR 975



DOMSJÖ single bowl inset sink. Minimum cabinet width 60 cm. White coloured glazed fire clay.
53x45x18,3 cm 800.346.09 SR 395



DOMSJÖ single bowl inset sink. Fits 60 cm wide cabinet frame. White coloured glazed fire clay.
62,4x64,6x22,9 cm 401.124.49 SR 675



DOMSJÖ double bowl inset sink. Fits 80 cm wide cabinet. White coloured glazed fire clay.
82,4x64,1x24,5 cm 100.491.43 SR 750



NUMERÄR 1 bowl inset sink. Fits 60 cm wide cabinet. Stainless steel.
60x62x34 cm 101.252.88 SR 795



ATLANT strainer/water-trap for single bowl sink. With connection for both dishwasher and washing machine. Self-cleaning water-trap. Sink stopper with strainer in stainless steel included. Seals in synthetic rubber and tubes in polypropylene plastic.
801.158.94 SR 50



ATLANT strainer/water-trap for double bowl sink. With connection for both dishwasher and washing machine. Self-cleaning water-trap. Sink stoppers with strainer in stainless steel included. Seals in synthetic rubber and tubes in polypropylene plastic.
001.158.93 SR 95



FIXA 2-piece tool set. For cutting holes for the mixer taps. Sink units in stainless steel do not come with pre-drilled holes. 35 mm hole. Can also be used for cutting copper pipes.
285.121.00 SR 49

ALL THE SINK UNIT ACCESSORIES AND PRICES



BOHOLMEN wash-up bowl. Facilitates the washing-up when you only have one bowl. Black polypropylene plastic.
W30.5xD36xH21.5 cm 401.142.12 SR 75



BOHOLMEN dish drainer. Fits in the bowl of BOHOLMEN sink; clears work space and the drain water does not need to be wiped up. Holds big plates up to 32 cm in diameter as well. Black polypropylene plastic.
W28xD36xH4.2 cm 101.452.86 SR 25



BOHOLMEN colander. Fits in the bowl of BOHOLMEN sink; handled in order to rest safely on the sink bowl edge. Black polypropylene plastic.
W17xD46xH8 cm 301.452.85 SR 19



BOHOLMEN rinsing basket. Fits in the bowl of BOHOLMEN sink for easy rinsing. Stainless steel.
W18xD47xH4.2 cm 001.142.14 SR 59



BOHOLMEN cover plate. To be placed on top of the bowl; provides extra work space on BOHOLMEN sink. Stainless steel.
W36xD42, thickness 1,2 cm 701.142.15 SR 79



BOHOLMEN chopping board. To be placed on top of the bowl; provides extra work space on BOHOLMEN sink. Milled groove; collects meat and fruit juices while cutting. Oiled solid beech; a hardwearing natural material that can be sanded and surface treated if required with BEHANDLA wood treatment oil.
W33xD45, thickness 2.5 cm. 901.155.44 SR 59



BOHOLMEN chopping board. To be placed on top of the bowl; provides extra work space on BOHOLMEN sink. Black plastic.
B27xD45.5, tjocklek 1 cm. 201.142.13 SR 29



DOMSJÖ rinsing basket. Fits in DOMSJÖ sink bowl; rests on the sink bowl edge for easy rinsing. Can also be used as a colander. Stainless steel.
W19.5xD53xH5 cm 101.152.94 SR 99



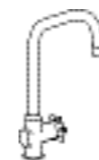
DOMSJÖ chopping board. Fits in DOMSJÖ sink bowl; rests on the sink bowl edge, thereby providing extra work space. Stainless steel and oiled solid beech; a hardwearing natural material that can be sanded and surface treated if required with BEHANDLA wood treatment oil.
W29xD53, thickness 2,5 cm 301.152.93 SR 69



RINGSKÅR detergent dispenser. Chrome-plated brass and plastic. To be mounted to the sink or worktop in order to always have washing-up detergent within easy reach. H6 cm above top surface. 501.372.89 SR 95

ALL THE KITCHEN MIXER TAPS AND PRICES

All kitchen mixer taps have a swivel spout and cartridge with hard, durable ceramic discs/seals. To be mounted in a 35 mm hole in a max. 70 mm thick sink/worktop. Unless otherwise stated, connection hoses with 3/8" connection are included. Length: 40 cm.



ALSVIK kitchen mixer tap. Single lever. Adjustable water temperature; max. temperature can be preset. Reducible water flow; can be preset. High spout; practical when washing up big pots, etc. H35 cm. Clear lacquered, brushed nickel-plated brass.

Stainless steel colour 300.850.31 SR 445



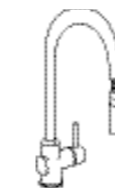
ALSVIK kitchen mixer tap with pull-out spout. Single lever. Pull-out spout; facilitates rinsing of dishes. Adjustable water temperature; max. temperature can be preset. Reducible water flow; can be preset. High spout; practical when washing up big pots, etc. Equipped with check valve to prevent back flow. The spout can be pull out approx. 20 cm. A counterweight makes the hose easily retract back into the kitchen mixer tap. H40 cm. Clear lacquered, brushed nickel-plated brass.

Stainless steel colour 400.850.35 SR 595



BÅGVIK kitchen mixer tap. Single lever. Adjustable water temperature; max. temperature can be preset. Reducible water flow; can be preset. High spout; practical when washing up big pots, etc. H36 cm.

Chrome-plated brass 700.318.52 SR 250



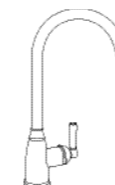
BÅGVIK kitchen mixer tap with pull-out spout. Single lever. Pull-out spout; facilitates rinsing of dishes. Adjustable water temperature; max. temperature can be preset. Reducible water flow; can be preset. High spout; practical when washing up big pots, etc. Equipped with check valve to prevent back flow. The spout can be pull out approx. 20 cm. A counterweight makes the hose easily retract back into the kitchen mixer tap. H42 cm.

Chrome-plated brass 500.857.75 SR 450



EDSVIK kitchen mixer tap. Dual control. High spout; practical when washing up big pots, etc. H30 cm.

Chrome-plated brass 000.318.41 SR 175



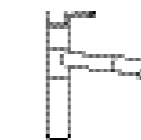
ELVERDAM kitchen mixer tap with pull-out spout. Single lever. Pull-out spout; facilitates rinsing of dishes. Adjustable water temperature; max. temperature can be preset. Reducible water flow; can be preset. High spout; practical when washing up big pots, etc. Equipped with check valve to prevent back flow. The spout can be pull out approx. 20 cm. A counterweight makes the hose easily retract back into the kitchen mixer tap. H40 cm. Clear lacquered, brushed nickel-plated brass.

Stainless steel colour 201.133.79 SR 695



HJUVIK kitchen mixer tap with separate handspray. Single lever. Separate handspray; facilitates rinsing of dishes. Adjustable water temperature; max. temperature can be preset. Reducible water flow; can be preset. Equipped with check valve to prevent back flow. Wall fastener included. H45 cm Clear lacquered, brushed nickel-plated brass.

Stainless steel colour. 900.605.46 SR 990



HOVSKÅR kitchen mixer tap. Single lever. Adjustable water temperature; max. temperature can be preset. Reducible water flow; can be preset. The included connection hoses have a length of 60 cm. H30 cm. Clear lacquered, brushed nickel-plated brass, stainless steel

colour 200.850.41 SR 375

Black powder-coated, chrome-plated brass 101.284.61 SR 375



LAGAN kitchen mixer tap. Single lever. Connection pipes of copper are included. Use FIXA 2-piece tool set to cut copper pipes, sold separately. H17.5 cm.

Chrome-plated brass 100.850.27 SR 95



LOVIKEN kitchen mixer tap. Dual control. H22.5 cm.

Chrome-plated brass 800.507.60 SR 375

Black powder-coated chrome-plated brass 000.507.59 SR 375



OXSKÅR kitchen mixer tap. Single lever. H22.5 cm.

Chrome-plated brass 101.133.89 SR 1175



RINGSKÅR kitchen mixer tap. Single lever. The water flow can be adjusted in two steps - for full flow, press the lever once more, to the end position; makes it possible to save water and energy. Adjustable water temperature; top temperature can be preset. Reducible water flow; can be preset. High spout; practical when washing up big pots, etc. H38 cm.

Gold-plated brass, brass-colour 001.315.53 SR 575

Chrome-plated brass 601.284.68 SR 495

Clear lacquered, brushed nickel-plated brass, stainless steel

colour 801.315.49 SR 495

White powder-coated chrome-plated brass 801.405.77 SR 495



SUNDSVIK kitchen mixer tap. Single lever. Adjustable water temperature; max. temperature can be preset. Reducible water flow; can be preset. H15.5 cm.

Chrome-plated brass 800.318.61 SR 195