

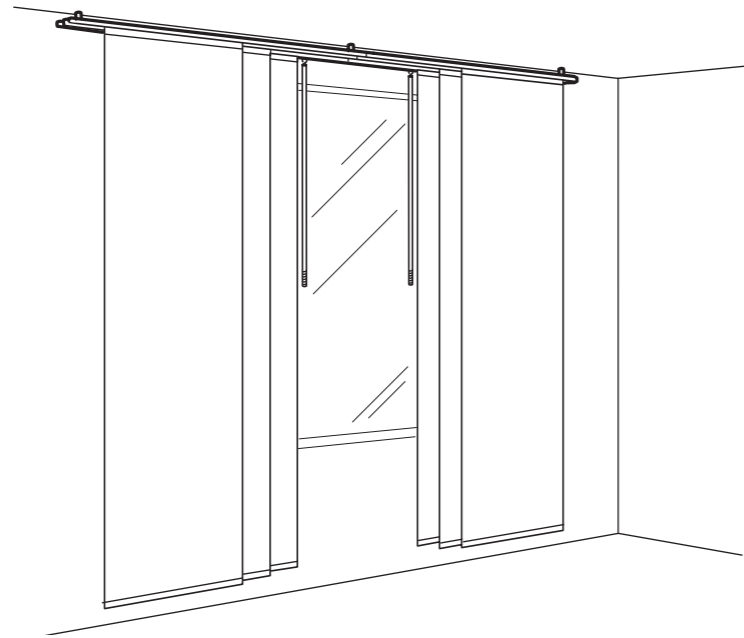
# KVARTAL

## GOOD TO KNOW

Make sure the chosen screws/fittings are suitable for use in the wall/ceiling to which they are to be fixed. Can be fixed with suitable screws/fittings from our FIXA series.

## CARE AND CLEANING

Wipe with a damp cloth. Then dry with a clean, dry cloth.



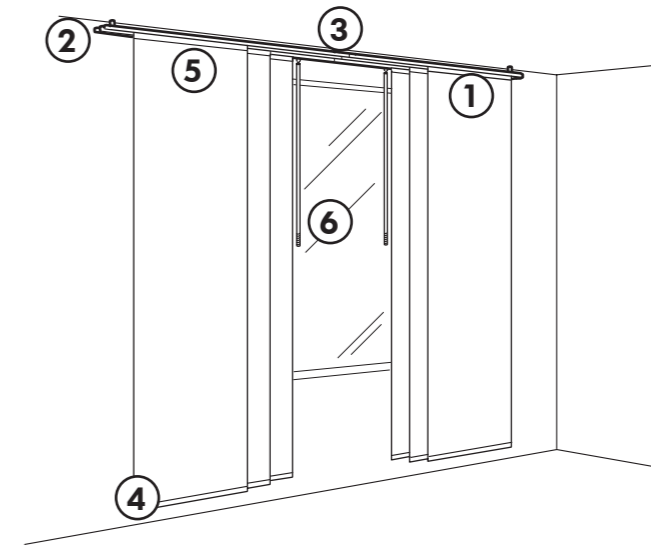
### Hang in every way

KVARTAL curtain hanging system gives you lots of possibilities for hanging both panel curtains and regular ones. Hang them on the wall in front of windows and niches, or use them as room dividers, sliding doors or around a bed. If you hang panel curtains in layers – six layers is the limit – you can combine colours, patterns and materials in your own personal way. All track rails can be mounted to walls, ceilings and around corners. You can also lengthen track rails, or shorten them to the desired length.

### Play with light and colour

Our panel curtains come in a huge variety of colours, patterns and materials. They make it fun and easy to renew your home whenever you want or need to. For example, you can hang panel curtains layer upon layer to create exciting effects. If you want the light to filter through, choose a thin panel curtain. If you need to be able to darken the room completely, choose a thicker one. Or combine both types. All our panel curtains are three metres long, but are easy to shorten to any length you want.

# GOOD TO KNOW



### 1. Join as many as you want.

You can always adapt the track rails in the KVARTAL curtain hanging system to just your needs. Make them as long as you want by joining several rails using the accompanying connectors. Or cut them to the desired length with the help of the mitre box and saw which are also part of the system. If you want to hang your panel curtains in layers, choose a triple track rail. If you want to hang them around a corner, choose a single track rail.

### 2. On the walls.

A big advantage with the wall fittings in the KVARTAL curtain hanging system is that you can have several track rails on each fitting. This gives you the freedom to experiment with different solutions to find the one that suits you. A few things to note: You can have up to five single track rails on a wall fitting, and up to two triple tracks. You're also totally free to combine single and triple rails. But remember that the distance between wall fittings shouldn't be more than 140 cm.

### 3. Hit the ceiling.

The ceiling fittings in the KVARTAL curtain hanging system give you many new possibilities. For example, you can use panel curtains as a room divider or even as a sliding door to a wardrobe. Simple ways to change and renew your home. Just remember that you can't put more than one track rail on each ceiling fitting. And the distance between ceiling fittings shouldn't be more than 140 cm.

### 4. Top and bottom.

With KVARTAL top/bottom rail it's easy to fasten your panel curtain in the track rail. And if you're using a triple track rail for several panels, you can also connect the top/bottom rails so that the panels move when you pull them. It's both great-looking and practical. You can also choose the distance you want between the panel curtains.

### 5. Curtains on the hook.

Our curtains with gathering tape are easy to hang with the help of KVARTAL glider and hook. Each package is enough to hang two curtains. And curtains we have in many different colours, patterns and materials, so you're sure to find just the one for you. Of course, you can also make curtains from fabric and sew on the gathering tape yourself.

### 6. Make magic with curtains.

With KVARTAL draw rod, you can easily make your curtains appear – then disappear again! Just attach the rod to the top/bottom rail and pull. Another advantage with the draw rod is that your curtains will stay clean longer, since you don't have to pull them with your hands.



Design and Quality  
IKEA of Sweden

# HOW TO CHOOSE

## 1. Fitting KVARTAL to walls or ceilings

Start by choosing the right fittings. If you want to fit KVARTAL to the ceiling, choose ceiling fittings. If you want to fit it to the wall, choose wall fittings. Fixing KVARTAL to the ceiling opens up a number of new and slightly more out-of-the ordinary options. You can divide a room into separate sections and screen off or hide things you don't want to have on show. For example, you can hang KVARTAL around a bed, or maybe even use it to hang a shower curtain.

## 2. Single track or triple track rails

You can easily adapt the curtain rails to suit your needs. Choose rails with one track or three. You can complement single-track rails with one or more flexible corner pieces to follow the angle of existing corners or create your own. If you want an arrangement with layered panel curtains, rails with three tracks are best. You can also combine single and triple track rails if you want to hang panels and curtains together. All curtain rails are 140 cm long. Two or more can easily be connected with the help of the connecting pieces that are supplied with each rail. You can also cut the rails to length. A mitre box and saw to make the job simple are also part of the KVARTAL curtain hanging system.

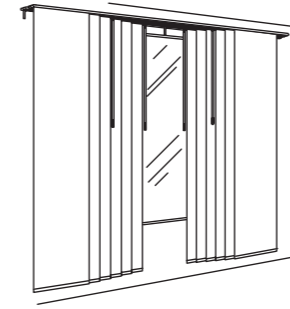
## 3. Choose your style

Now it's time to choose panel curtains or curtains with gathering tape to match your home and suit your style. If you choose panel curtains, you will also need a top/bottom rail for each panel. This enables you to slot each panel into the rail and ensures that it hangs flat and straight. One of the advantages of this is that you can link the neighbouring top/bottom rails together so that all the panels move at the same time when you pull them. You can also choose how much space you want to allow between them.

If you prefer curtains, you will need gliders and hooks. One pack of KVARTAL gliders and hooks is sufficient for two curtain lengths. Remember that you must choose curtains with gathering tape for them to work with KVARTAL.


Another good thing to remember is a draw rod. Fit it to the top/bottom rail or to the front glider/hook, and you will be able to open and close the panels or curtains easily. It also means that there's no need to touch the fabric or risk soiling it with dirty fingers.

# COMBINATIONS



**Suitable for large windows, too.** By combining two triple-track rails you can hang up to 6 panels – a perfect solution for larger windows. This combination can also be ceiling mounted.  
**This combination SR 875** (excl. panel curtains)

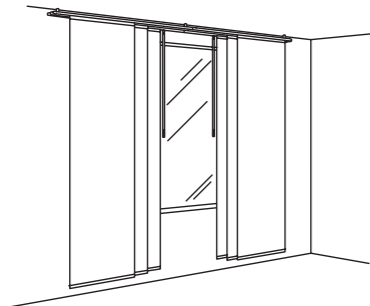
Triple track rail, 140 cm	800.793.63	4 pcs
Wall fitting, 14.5 cm	600.793.64	3 pcs
Top/bottom rail, 60 cm	300.793.70	12 pcs
Draw rod, 110 cm	100.793.66	4 pcs



**Filter out direct sunlight with panels and decorate with curtains.** Combining the two types of rail gives you a choice of different functions. This combination can also be ceiling mounted.  
**This combination SR 557** (excl. curtains and panel curtains)

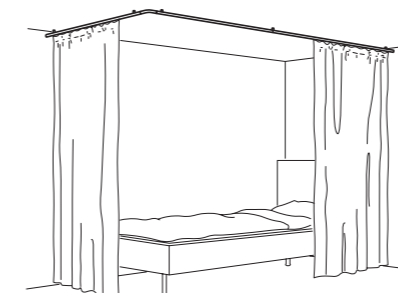
Triple track rail, 140 cm	800.793.63	2 pcs
Single track rail, 140 cm	000.793.62	2 pcs
Wall fitting, 14.5 cm	600.793.64	3 pcs
Top/bottom rail, 60 cm	300.793.70	6 pcs
Glider and hook, 24pack	900.793.67	1 pcs
Draw rod, 110 cm	100.793.66	2 pcs

# COMBINATIONS



**Keep prying eyes out.** With three layers of panel curtains you can cover the whole window. This combination can also be wall mounted.  
**This combination SR 463** (excl. panel curtains)


Triple track rail 140 cm	800.793.63	2 pcs
Ceiling fitting	300.793.65	3 pcs
Top/bottom rail, 60 cm	300.793.70	6 pcs
Draw rod, 110 cm	100.793.66	2 pcs



**Hang curtains in niches, in bay windows, around a bed...** With corner rails, it's easy to follow the contours of your room – or create totally new ones!  
**This combination SR 221** (excl. curtains)

Single track rail, 140 cm	000.793.62	3 pcs
Corner piece, 90°	700.793.68	1 pcs
Ceiling fitting	300.793.65	5 pcs
Glider and hook, 24pack	900.793.67	1 pcs

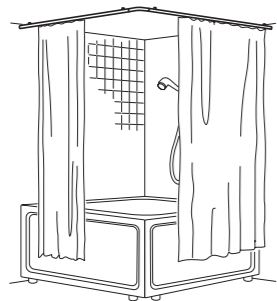
# COMBINATIONS



**Create a room within a room.** With layers of panel curtains you can easily screen off parts of a room as and when you want to.

**This combination SR 686** (excl. panel curtains)


Triple track rail, 140 cm	800.793.63	3 pcs
Ceiling fitting	300.793.65	4 pcs
Top/bottom rail, 60 cm	300.793.70	9 pcs
Draw rod, 110 cm	100.793.66	3 pcs



**Suitable for wet rooms, too.** As the rails can withstand moisture, you can even use them for hanging shower curtains.

**This combination SR 169** (excl. shower curtain)

Single track rail, 140 cm	000.793.62	2 pcs
Corner piece, 90°	700.793.68	1 pcs
Ceiling fitting	300.793.65	4 pcs
Glider and hook, 24pack	900.793.67	1 pcs

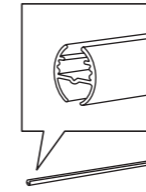


**Use panel curtains as an alternative to wardrobe doors.** With the help of KVARTAL it's easy to hide things you don't want to have on show.

**This combination SR 240** (excl. panel curtains)

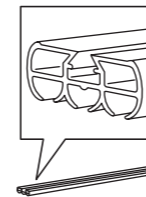
Triple track rail, 140 cm	800.793.63	1 pcs
Wall fittings, 7 cm	601.149.75	2 pcs
Top/bottom rail, 60 cm	300.793.70	3 pcs
Draw rod, 110 cm	100.793.66	1 pcs

# ALL PARTS AND PRICES



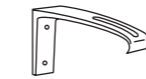
**Single track rail, 140 cm.** Can be mounted to both ceiling and wall. Can be cut to desired length with KVARTAL mitre box/saw. Several curtain rails can be connected using the enclosed connector. Max. number of single track rails per wall fitting: 5 pcs. Max. number of single track rails per ceiling fitting: 1 pc.

Aluminium colour 000.793.62 **SR 35**



**Triple track rail, 140 cm.** Can be mounted to both ceiling and wall. Can be cut to desired length with KVARTAL mitre box/saw. Several curtain rails can be connected using the enclosed connector. Max. number of triple track rails per wall fitting: 2 pcs. Max. number of triple track rails per ceiling fitting: 1pc.

Aluminium colour 800.793.63 **SR 79**



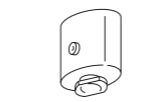
**Wall fittings 14.5 cm.** For wall mounting. Max. distance between wall fittings for single track and triple track curtain rail: 140 cm.

Aluminium colour 600.793.64 **SR 22**



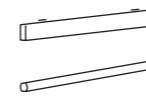
**Wall fittings 7 cm.** For wall mounting. Max. distance between wall fittings for single track and triple track curtain rail: 140 cm.

Aluminium colour 601.149.75 **SR 17**



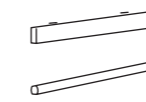
**Ceiling fittings.** For ceiling mounting. Max. distance between ceiling fittings for single track and triple track curtain rail: 140 cm.

Aluminium colour 300.793.65 **SR 17**



**Top/bottom rail, 60 cm.** For panel curtains; assures smooth and straight suspension. 1 package per panel curtain.

Aluminium colour 300.793.70 **SR 35**



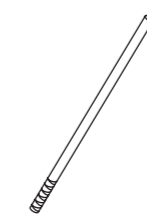
**Top/bottom rail, 45 cm.** For narrow fabric with hemmed edges; assures smooth and straight hanging.

Aluminium colour 801.416.85 **SR 22**



**Glider and hook, 24pack.** For easy hanging of curtains with KVARTAL curtain hanging system. Suitable for curtains with gathering tape. 1 package is enough for 2 curtain panels.

900.793.67 **SR 9**



**Draw rod, 100 cm.** Makes it easy to move and arrange both panel curtains and other types of curtains without soiling them.

Aluminium colour 100.793.66 **SR 22**



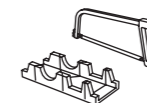
**Corner piece, 90°.** Corner piece for flexible use of single track curtain rail. To be mounted with the connector enclosed with the curtain rail.

Aluminium colour 700.793.68 **SR 22**



**Curved, single track rail.** 1 pcs. Curved single track rail for flexible use.

Aluminium colour 401.437.66 **SR 35**



**Mitre box and saw.** A tool that makes it easy to cut KVARTAL curtain rails to desired length.

Aluminium colour 500.793.69 **SR 22**