

BONDE

DESIGN

Tord Björklund

GOOD TO KNOW


Tempered glass should be handled with care! A damaged edge or a scratched surface can cause the glass to break suddenly. However, only into small pieces, never into sharp fragments.

Measure the depth and width of your TV-set. The measurements should be less than those of the TV furniture.

Two persons are needed for the assembly of this furniture.

SAFETY

We recommend you to fix the furniture to the wall with the enclosed safety bracket to prevent it from tipping over if a child climbs or hangs on it. Different wall materials require different types of fixing devices. Use fixing devices suitable for the walls in your home (not included).



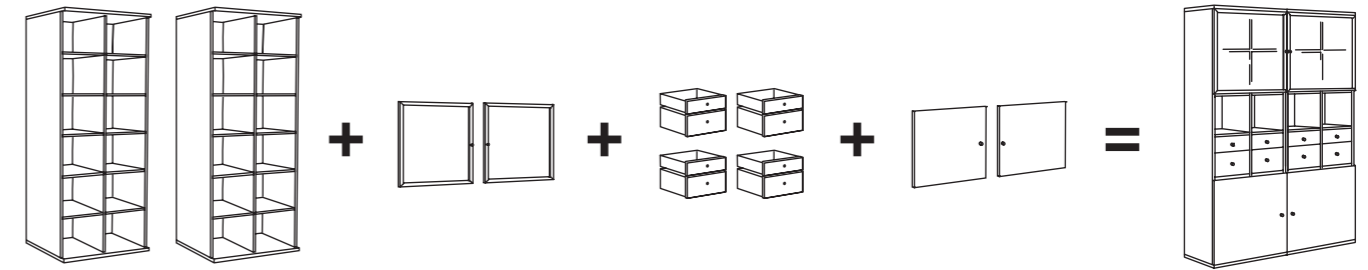
The fun is on the inside

With BONDE storage system every piece of your stereo and TV equipment has a place of its own. The TV bench has hidden compartments for your video, CD and DVD players - plus a large drawer with small compartments that keep cables and games within easy reach. There's also an add-on unit where you can mount your flat screen TV, if you don't want to take a chance and mount it to the wall. BONDE keeps your media equipment safe on the outside and well organised on the inside.

Its strength is in its back

The BONDE add-on unit has a "back" of strong particleboard that is guaranteed to hold your flat screen TV. So you don't have to worry about whether your wall can hold it. And you don't have to put holes in the wall. Into the bargain you also get compartments with shelves above the TV. They have room for everything from your DVD player and videotapes to remote controls. A little too high for the smallest family members. But at just the right height for you to stand when you load films - good news for your back.

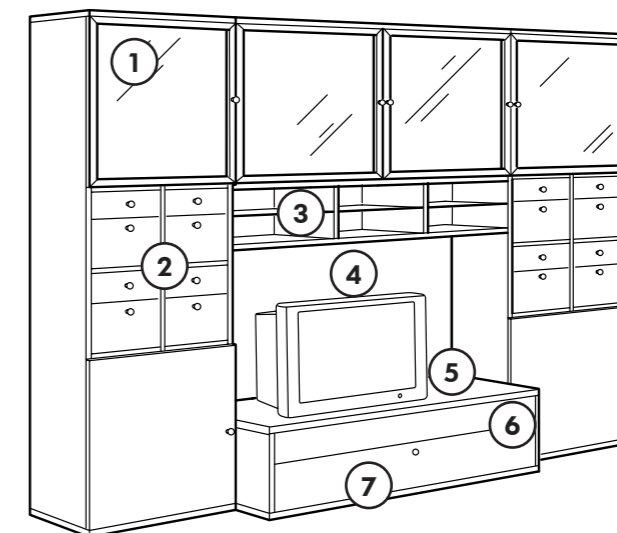
HOW TO BUILD



First, think about what you have and how much you need to store - CDs, DVDs, TV game accessories, extra media equipment, etc. Then, combine bookcases, shelving units, TV benches and add-on units to solve your storage needs. Add

doors, drawers or glass doors.

GOOD TO KNOW



1. Glass doors keep your favourite items free from dust but still visible.

2. Smooth running drawers with drawer stop.

3. Adjustable shelves; adapt spacing to your own storage needs.

4. Reinforced back panel for a flat screen TV; no need to drill holes in the wall and cords can be hidden at the back.

5. Cord outlet at the back; keeps cords in place.


6. Slide-in door; hides and protects when closed.

7. Adjustable drawer divider; fit the space to CDs, DVDs and videos.



All the products (shown here) may not be available at the store. Please contact the staff for more information. For more detailed product information, see the price-tag and the Internet. All units require assembly.

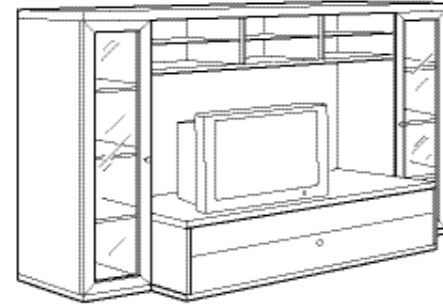
COMBINATIONS



Reinforced back panel for a flat screen TV; no need to drill holes in the wall and cords can be hidden at the back.

Overall size: 288x218 cm

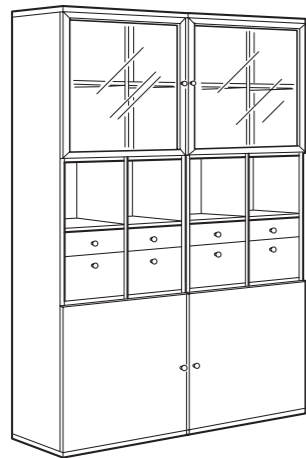
This combination: SR 3995 (198.508.83)



BONDE TV bench has room for a lot of the new technical equipment that you use with your TV. It has compartments and adjustable box dividers to fit everything from video games and digital photo CDs to a DVD player and manuals. It also protects against dust and curious little fingers!

Overall size: 218x147 cm

This combination: SR 2935 (798.243.15)



Combine both open and concealed storage; display the things you want - keep the rest safe behind closed doors.

This combination: SR 2720 (498.384.08)

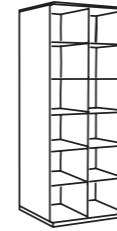


A simple unit can be enough storage for a limited space or the foundation for a larger storage solution if your needs change. Doors are both protective and decorative - choose a door that fits in with your home.

Overall size: 72x218 cm

This combination: SR 1320 (498.197.30)

ALL PARTS AND PRICES



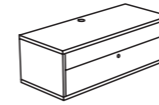
BONDE **bookcase** 72x218 cm. Depth 40 cm.

Birch veneer	000.293.91	SR 695
Medium brown	400.788.98	SR 695
White	573.003.10	SR 645



BONDE **shelf unit** 37x147 cm. Depth 40 cm.

Birch veneer	500.294.16	SR 445
Medium brown	200.789.41	SR 445
White	500.292.56	SR 375



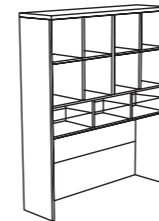
BONDE **TV bench** 144x60 cm. Height 47 cm.

Birch veneer	900.868.05	SR 945
Medium brown	200.868.04	SR 945
White	400.868.03	SR 895



BONDE **add-on unit for TV-bench** 144x100 cm. Depth 38 cm. Reinforced back panel for a flat screen TV; no need to drill holes in the wall and cords can be hidden at the back.

Birch veneer	000.867.96	SR 600
Medium brown	800.867.97	SR 600
White	600.867.98	SR 550



BONDE **add-on unit for TV-bench** 144x171 cm. Depth 38 cm. Reinforced back panel for a flat screen TV; no need to drill holes in the wall and cords can be hidden at the back.

Birch veneer	200.867.95	SR 900
Medium brown	700.867.93	SR 900
White	500.867.94	SR 850



BONDE **door** 70x70 cm.

Birch veneer	100.293.95	SR 125
Medium brown	100.789.08	SR 125
White	273.702.10	SR 95



BONDE **glass door** 70x70 cm.

Frosted glass/ aluminium	700.896.16	SR 190
-----------------------------	------------	--------



BONDE **glass door** 35x141 cm.

Birch veneer	200.293.90	SR 250
Medium brown	700.789.10	SR 250
White	100.292.96	SR 225



BONDE **drawer** 35x34x35 cm 2 pack.

Birch veneer	100.896.19	SR 175
Medium brown	500.896.17	SR 175
White	300.896.18	SR 150



BONDE **sideboard** 195x76 cm. Depth 40 cm.

Birch veneer	500.293.98	SR 1490
Medium brown	100.789.13	SR 1490
White	480.363.10	SR 1445